

# UCR Grad Slam 2022

## Competitor Orientation



Laura McGeehan, PhD  
Director, Academic Preparation  
Recruitment and Outreach  
<https://gsrc.ucr.edu/grad-slam>



## Please note\*

- Please go to our website for the most up to date information on the 2022 Grad Slam competition:
  - <https://gsrc.ucr.edu/grad-slam-2022>
- Consult the FAQ page for the latest updates:
  - <https://gsrc.ucr.edu/grad-slam-2022#faq>

# Orientation Goals

- Get to know Grad Slam!
- Become familiar with competition regulations
- Become familiar with competition set-up
- Understand Grad Slam judging criteria
- Encourage you to participate



## For More Information

Laura.McGeehan@ucr.edu

Nancy.Cruz@ucr.edu

<https://gsrc.ucr.edu/grad-slam-2022>



We will be available for virtual follow ups

- January 4 – January 23<sup>rd</sup>
  - Tuesdays at 11 am
  - Wednesdays at 2 pm



# What is Grad Slam?

- UC-wide public speaking competition and professional development opportunity
- Describe your research in 3 minutes/3 slides maximum
- Professional development
  - Public speaking workshops
  - Feedback on presentation
- \$\$ Prizes \$\$




This Photo by Unknown  
Author is licensed under  
BY-SA-NC



# Grad Slam's Prizes

- Financial aid rules apply to all prizes:
  - **UCOP Grad Slam Grand Prize:** **\$7,000 Fellowship**
  - UCOP 1<sup>st</sup> Runner Up: \$4,000 Fellowship
  - UCOP 2<sup>nd</sup> Runner Up: \$2,000 Fellowship
  - UCOP Audience Choice: \$1,000 Fellowship
  - **UCR Grand Prize:** **\$5,000 Fellowship**
  - UCR 1<sup>st</sup> Runner Up: \$2,000 Fellowship
  - UCR 2<sup>nd</sup> Runner Up: \$1,000 Fellowship
  - UCR Audience Choice: \$1,000 Fellowship
  - up to 8 Honorable Mentions: \$100 Fellowship



- UCR Grad Slam Winner not eligible to compete again
- 1<sup>st</sup> & 2<sup>nd</sup> Runners Up and Audience Choice winner may not compete in following year





# Grad Slam has broad participation and success at UCR

- ~35% of contestants are in the humanities, arts, social sciences, and education (more than other UCs)
- ~20% of contestants make it to the UCR Finals (1 in 5 chance!)
- ~25% of finalists are international students



# 2022 Grad Slam Overview

Combination of virtual and in-person events

- Preliminary Round
  - Submit your pre-recorded video by January 24
  - Judged asynchronously by Grad Division Staff





# 2022 Grad Slam Overview

Combination of virtual and in-person events

- Semi-Final Round on February 17
  - Present live on Zoom; presentation recorded
  - Judged asynchronously by mixture of industry, education, and nonprofit figures



# 2022 Grad Slam Overview

Combination of virtual and in-person events

- Final Round on March 3
  - MUST be present at UCR on this date
  - Present live at the Alumni Center in front of judges while live-streaming to a wider audience
  - Judged synchronously by industry and community leaders, and alumni



# 2022 Grad Slam Overview

Combination of virtual and in-person events

- UC System-Wide Event in San Francisco  
May 6, 2022
- Details TBA



[ucop.edu](http://ucop.edu)

**UC RIVERSIDE**

**3**  
GRAD  
SLAM  
UNIVERSITY OF CALIFORNIA

# PREPARATION



## Before Grad Slam

- Watch this orientation video and take quiz at the end of this slideshow prior to workshops
- Attend at least 1 Workshop
- Fill out application and upload Preliminary Video by January 24, 2022



## Before Grad Slam

- Professional Development and Coaching
  - Virtual workshop: with Bri McWhorter from “Activate to Captivate”
    - January 11
  - Virtual workshop: “Presenting Effectively with Visual Aids” with Dr. Annika Speer
    - January 18

# Before Grad Slam

- Office hours with Grad Division Staff for tips and pointers
  - January 4 – January 23
  - Tuesdays 11 am; Wednesdays 2 pm





# PRESENTATION GUIDELINES



# Grad Slam Guidelines

## Who can Participate?

- Current Graduate Student in Good Standing at UCR (no more than 1 year behind normative time)
- Enrolled through Spring 2022
- Must be available for Semifinal round on February 17, and present at UCR for Final round on March 3.



# Grad Slam Guidelines

- “Elevator Talk” to non-expert audience
- 3 minutes max with only 3-second grace period
- Maximum 3 contestant-generated PowerPoint slides, which may not be created or edited by a professional
- Slides may contain *embedded* audio or video but may not include **animations**



# Grad Slam Guidelines

- MUST be PowerPoint slides; use “slides as background option”
- Must be set to 16:9 aspect ratio
- Must be in landscape (horizontal) orientation
- Avoid fancy PPT Themes if possible (harder for us to add Grad Division-generated title card slides)



# Grad Slam Guidelines

## This is animation

- Do not
- Use this kind
- Of animation
- Or you will be
- **DISQUALIFIED**



# Grad Slam Guidelines

This is an embedded video



- It's not a link to a video
- It shouldn't be very long or take up much of your 3 minutes!
- Must be self-playing—you can't click to start or stop it.



# Grad Slam Guidelines

- Images used in slides must be either public domain, intellectual property of the speaker, or fall under “fair use” provisions
- MIT’s Guide to Using Images  
<http://libguides.mit.edu/c.php?g=176183&p=1158973>
- “Can I Use That Picture?”  
<http://relativelycurious.com/can-i-use-that-picture/>



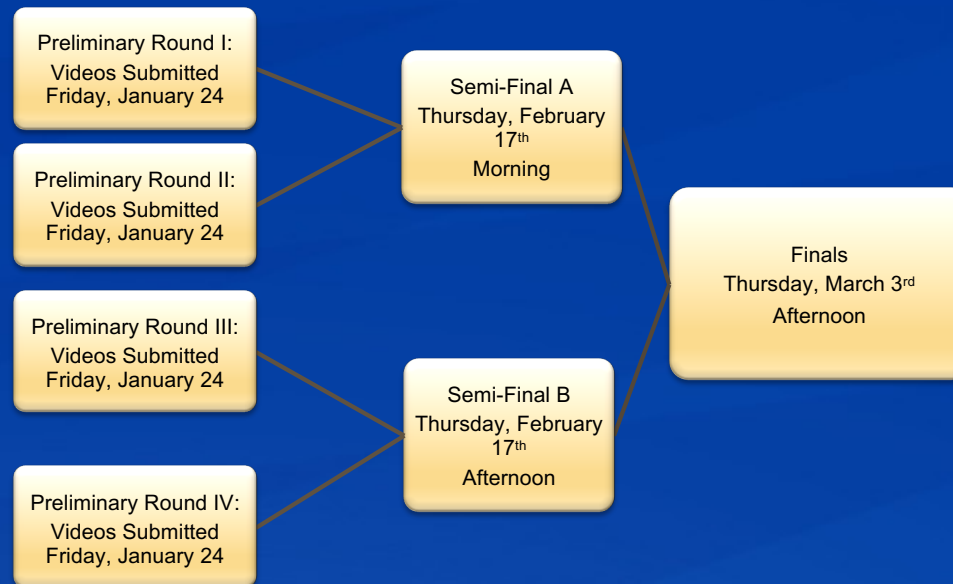
# Grad Slam Guidelines

- Props may be allowed for in-person presentations (final round): must be cleared with Laura
- No live animals, dangerous gases/viruses, etc. – use your common sense



# How the Competition Works

- Preliminary
- Semifinal
- Final



# Recording your Preliminary Round Grad Slam Presentation

- Resources on web site to help you
- Can record on Zoom, YuJa, or whichever platform you prefer.
- Most people will record a shared PowerPoint presentation.
- Use the “slides as background” option on Zoom

# Submitting your Application and Preliminary Round Grad Slam Presentation

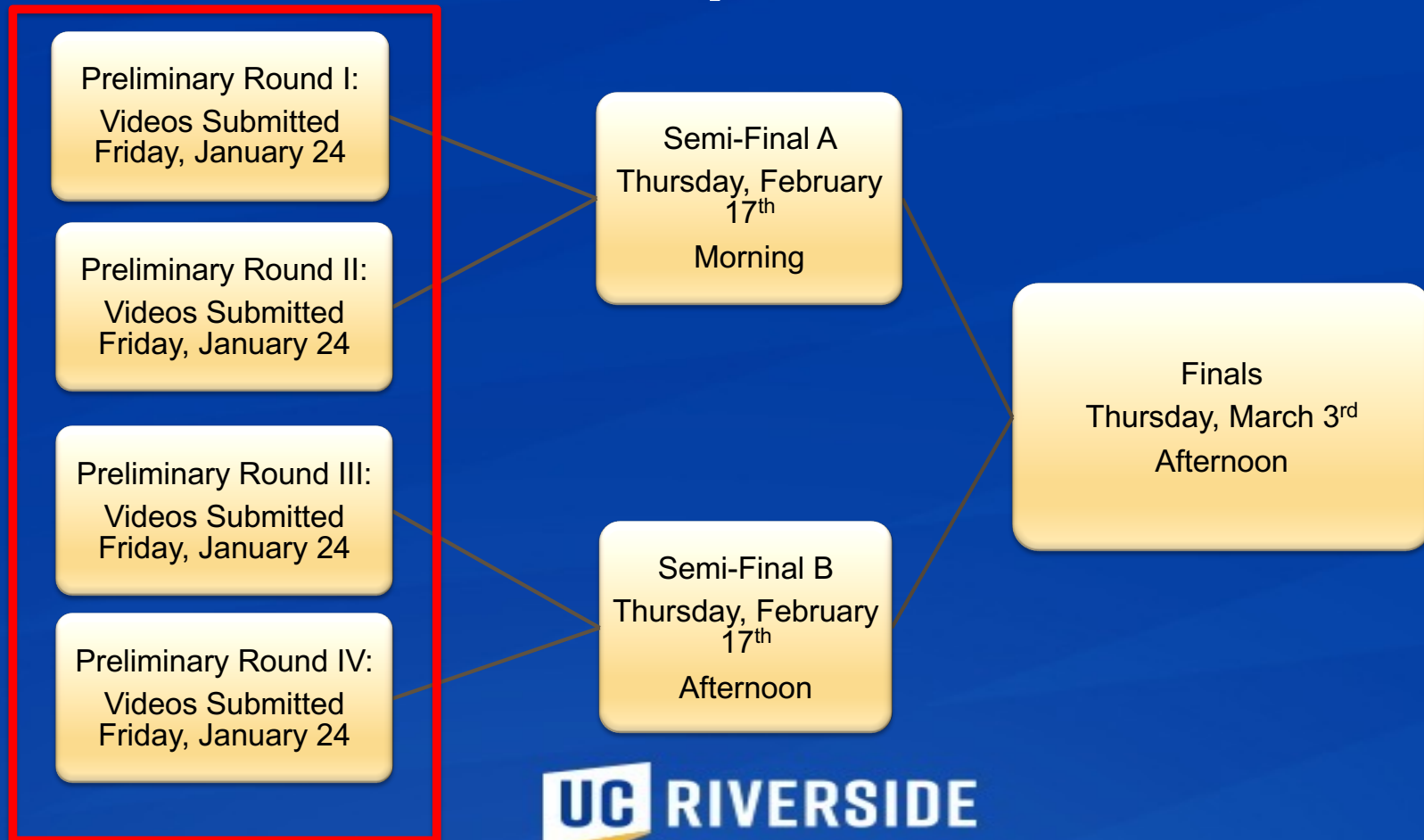
Applications and Recorded Presentations Due Monday, January 24, at 5 pm

- Fill out [online application](#) (also linked below this video in YouTube)
- Note media release form at end of application
- At bottom of application, upload 3-minute video

Please upload your video here. Refer to the Grad Slam web site for best practices. The file name should have the form LastName\_FirstName\_Program.

 Add file

# 2022 UCR Competition Schedule



# The Competition: Advancing

## Blue Group

Judges Score: 70

Judges Score: 62

Judges Score: 60

Judges Score: 55

Judges Score: 48

Judges Score: 44

Judges Score: 39

Judges Score: 35

## Gold Group

Judges Score: 60

Judges Score: 58

Judges Score: 57

Judges Score: 55

Judges Score: 52

Judges Score: 50

Judges Score: 50

Judges Score: 49

# The Competition: Advancing

Top 2  
scores for  
both  
groups will  
advance to  
next stage

## Blue Group

Judges Score: 70

Judges Score: 62

Judges Score: 60

Judges Score: 55

Judges Score: 48

Judges Score: 44

Judges Score: 39

Judges Score: 35

## Gold Group

Judges Score: 60

Judges Score: 58

Judges Score: 57

Judges Score: 55

Judges Score: 52

Judges Score: 50

Judges Score: 50

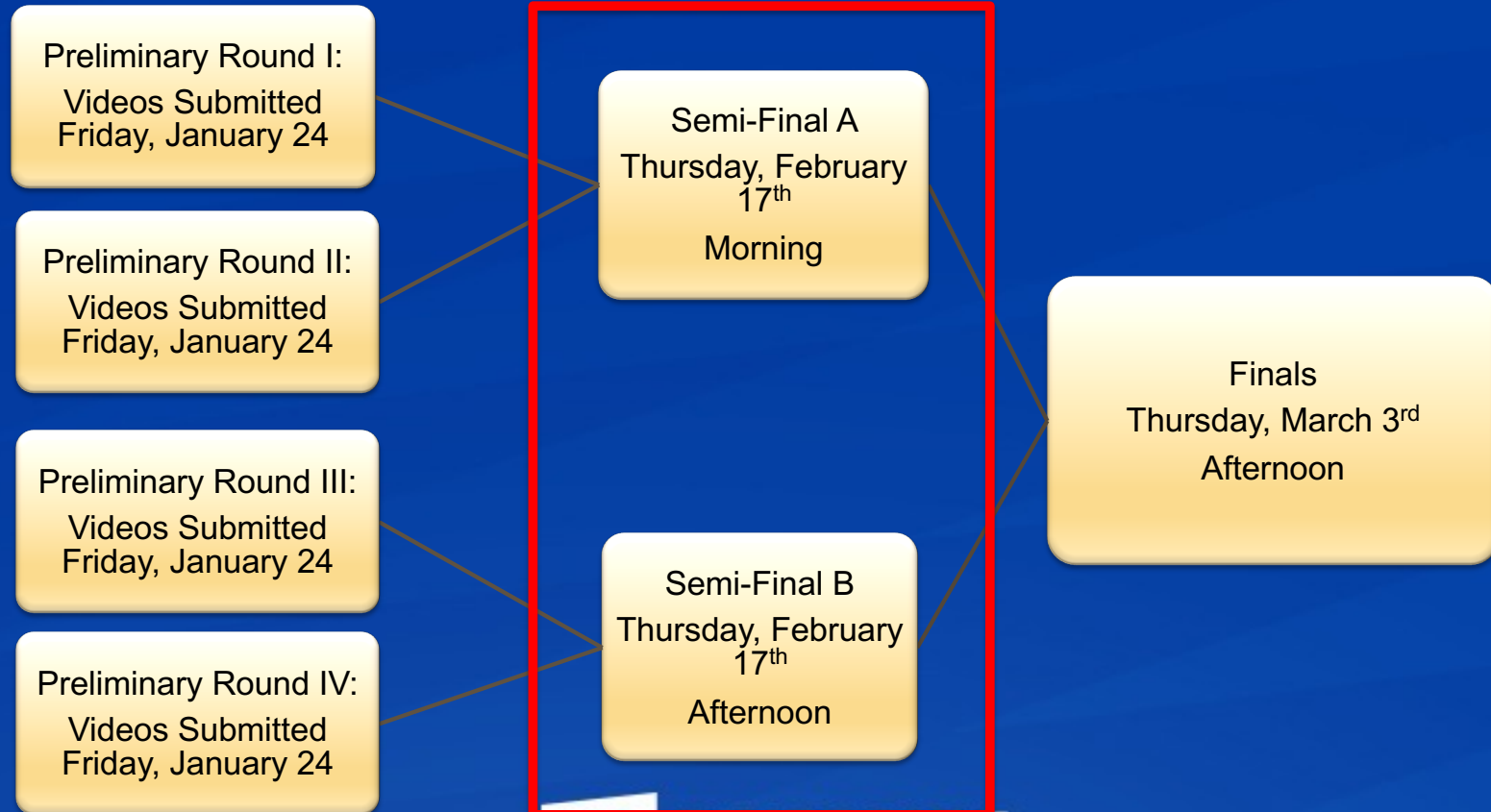
Judges Score: 49



# Feedback and Preparation for Semifinals

- Grad Staff will provide additional virtual/remote feedback and suggestions for contestants advancing to semifinals

# 2022 UCR Competition Schedule



# UCR Grad Slam Semifinals

- Semifinals will be timed, online, via Zoom presentations on February 17<sup>th</sup>.
- Judges will review recorded video asynchronously.
- Contestants will upload presentation PPT slides ahead of time to Grad Division.
- Grad Division advances slides and records presentation.



# The Competition: Advancing

Top 2  
scores for  
both  
groups will  
advance to  
next stage

## Blue Group

Judges Score: 70

Judges Score: 62

Judges Score: 60

Judges Score: 55

Judges Score: 48

Judges Score: 44

Judges Score: 39

Judges Score: 35

## Gold Group

Judges Score: 60

Judges Score: 58

Judges Score: 57

Judges Score: 55

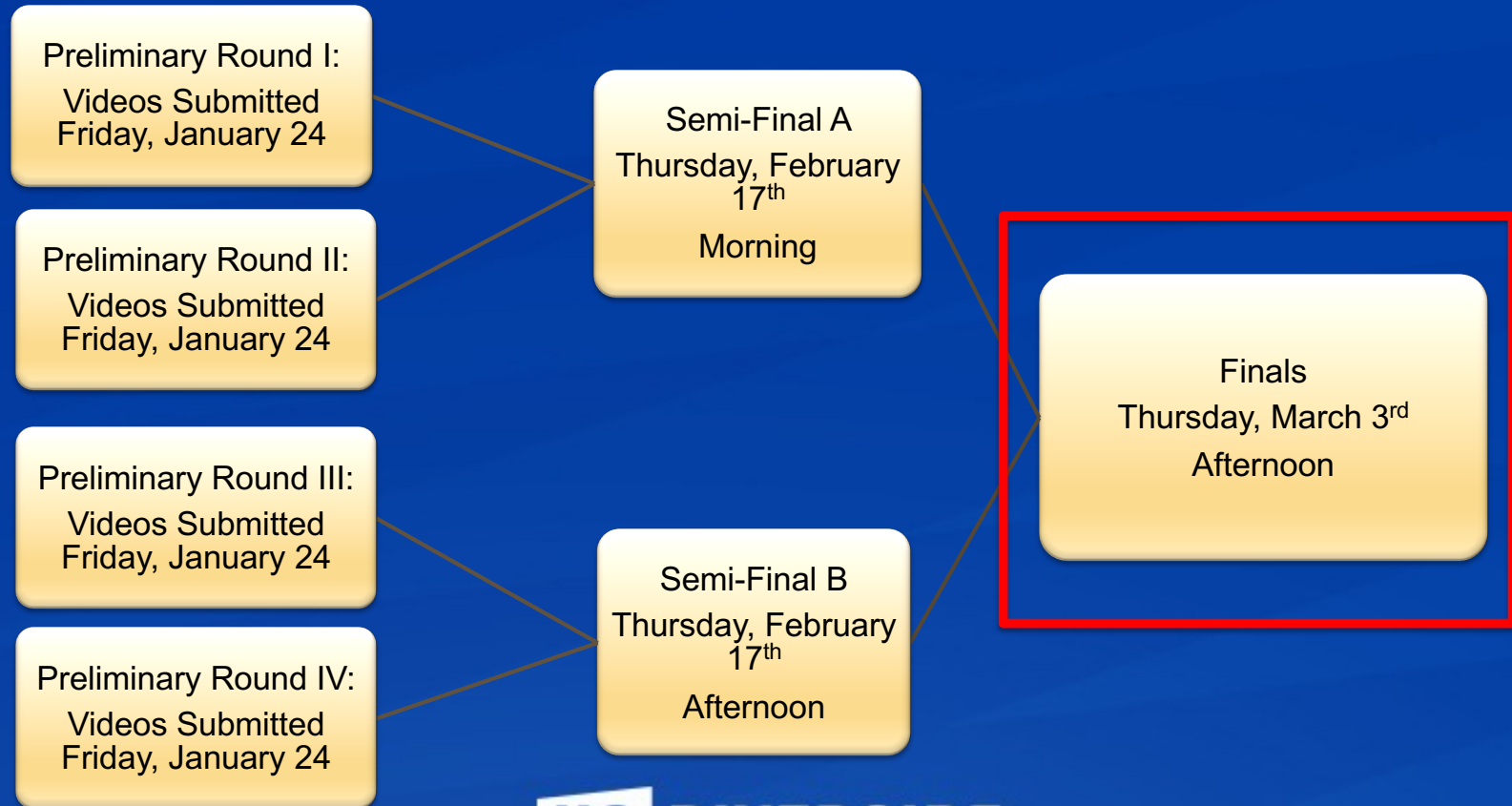
Judges Score: 52

Judges Score: 50

Judges Score: 50

Judges Score: 49

# 2022 UCR Competition Schedule



# UCR Grad Slam Finals

- Live, in-person, on stage at Alumni Center to judges and a small, select audience seated with social distancing on March 3rd. Live-streamed to wider audience.
- Invitations to the Final and feedback will be sent on Friday, February 21<sup>st</sup>
- Must be present during entire round
- Must check in at least 30 MINUTES before competition begins



# The Competition – Finals

Procedural differences when we get to the UCR/UCOP Finals:

- At the final round, there is no color grouping – the entire panel of judges scores *every* contestant.
- Audience Choice Award: Audience members on live stream can select their favorite presentation via an online form.





# During Grad Slam Final

- Media during final round presentation:
  - You may have notes/hard copy of your presentation
  - Graduate Division staff will control Grad Slam computer and projector
  - You will have access to a clicker (3 clicks!)

# During Grad Slam

- Time during presentation:
  - 3 minutes TOTAL for presentation
  - Yellow card at 10 seconds left
  - Red card at 0 seconds left
  - Red card continually held up – exceeded the 3 second grace period!

# THE JUDGING RUBRIC



# Judges

- Distinguished judges with a wide variety of backgrounds
- Preliminary rounds: Four to six judges; each pair of judges (blue pair, gold pair) will judge half of the presenters.
- Semi-Finals: Different judges than in prelims
- Finals: All judges will judge ALL presenters
- Judges will use the same rubric to judge all rounds of the competition



# Rubric

- Highest possible score: 35 points
- Point breakdown:
  - 5 = Excellent
  - 4 = Very Good
  - 3 = Good
  - 2 = Proficient
  - 1 = Poor



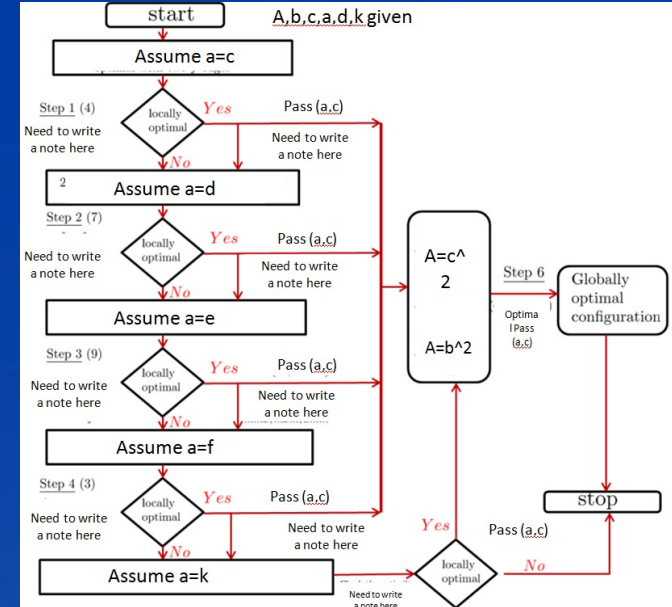
This Photo by Unknown Author is licensed under [CC BY](#)

## Scorecard: Clarity

- Did the speaker provide adequate background knowledge to make the talk and the importance of the project understandable?

# Scorecard: Organization

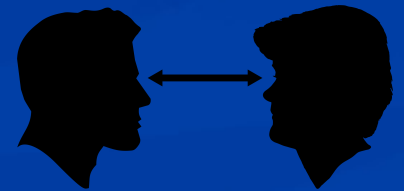
- Did the presentation follow a clear and logical sequence?





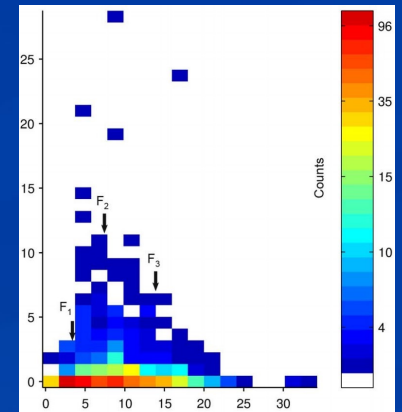
# Scorecard: Delivery

- Does the student's body language, eye contact, pace, and vocal range contribute to the presentation's effectiveness?
- Does the student deliver the talk without relying excessively on notes?
- Is the student's presentation style confident and enthusiastic?



# Scorecard: Visuals

- Are the student's visuals (slides, images, video, props, etc.) well-designed, clear, legible, and concise?
- Do the visuals both enhance the presentation and emphasize the primary points of the talk?
- No visuals?
  - 5 points = I understood the presentation and it kept my attention despite the lack of visuals
  - 1 point = The presentation needed visuals to help me understand or to keep my attention



## Scorecard: Appropriateness

- Was the topic and its significance communicated in language appropriate to an intelligent, but non-specialist audience?
- Did the speaker avoid discipline-specific jargon or explain it when necessary?

## Scorecard: Significance

- Does the student foreground why this project matters in his/her field?
- If the student presents on collaborative work, was the student's unique contribution clearly specified?

## Scorecard: Engagement

- To what extent did the talk speak to the judges' intellectual curiosity?
- Did it make the judges want to learn more about the topic?

## Scorecard: Comments

- Judges' opportunity to tell the speakers how to improve their presentation styles.
- We ask them to specifically highlight one area where the speaker does well and one where they can improve.

**LAST FEW THINGS...**





## UCOP Finals

- The UCR Grand Prize winner will receive all expense paid trip to San Francisco for the UCOP Finals in May
- The UC UCOP Grand Prize winner will receive \$7,000



# Final To Dos

To be eligible to compete, you must:

- View this orientation and the quiz at the end
- Attend at least 1 introductory/professional development workshop
- Submit application and upload recorded Preliminary Presentation by January 24
- Be available for Semifinal competition on Feb 17 and Final competition on March 3



## Review Quiz

What is the maximum number of slides in a Grad Slam presentation?



## Review Quiz



What is the maximum number of slides in a Grad Slam presentation?

- 3 slides

## Review Quiz

How many minutes are  
Grad Slam  
presentations?



## Review Quiz



How many minutes are  
Grad Slam  
presentations?

- 3 minutes

## Review Quiz

True or False: Grad Slam presentations should avoid discipline-specific jargon





## Review Quiz



True or False: Grad Slam presentations should avoid discipline-specific jargon

- True!



## Review Quiz

True or False: Grad Slam slides can include animations



## Review Quiz



True or False: Grad Slam slides can include animations

- False!

# Review Quiz

What do I need to do to compete?

- View orientation video/slides
- Fill out application
- Submit recording for preliminary round
- All of the above



## Review Quiz



What do I need to do to compete?

- View orientation video/slides
- Fill out application
- Submit recording for preliminary round
- **All of the above**

## For your reference

- We will follow up with you regarding training sessions leading up to the preliminary video submission.
- Application form linked [here](#), QR Code below, and in comments for this video on YouTube



# Presentation Resources

- UCSB's "[Grad Slam Advice: How to Design a Winning Presentation](http://archive.gradpost.ucsb.edu/life/2014/2/20/grad-slam-advice-how-to-design-a-winning-presentation.html)"  
<http://archive.gradpost.ucsb.edu/life/2014/2/20/grad-slam-advice-how-to-design-a-winning-presentation.html>
- UCB Professor Jonathan Shewchuk's "[Giving an Academic Talk](https://people.eecs.berkeley.edu/~jrs/speaking.html)"  
<https://people.eecs.berkeley.edu/~jrs/speaking.html>
- [Explaining Quantum Computing to Kids, Students, and Professionals](https://youtu.be/OWJCFovochA)  
<https://youtu.be/OWJCFovochA>



# Contact

- Laura McGeehan, Director, Academic Preparation, Recruitment and Outreach
  - [Laura.McGeehan@ucr.edu](mailto:Laura.McGeehan@ucr.edu)
- Contacts for Presentation Uploads
  - [Nancy.Cruz@ucr.edu](mailto:Nancy.Cruz@ucr.edu)
- Located in University Office Building (134)
- <https://gsrc.ucr.edu/grad-slam>

